

MATERIAL HANDLING PRODUCT GUIDE



Single Wall Containers



Berry Pallets



IBC Containers



Hoppers



Sanitary



Pallets



Bag in the Box





Single Wall Bins

- 25 cubic feet - 59 cubic feet
- 185 - 440 gallons
- 30" - 62" Height
- 5 base options available
- FDA compliant materials
- Nestable, Versatile, Durable

Inside Views



2700 series



2800 series



2900 series

Monster Combo® Series



MB 2936 Roll-over base



MB 2836 - 2 way base



MB 2951- 4 way base

Poly Combo Series



PC 1140 series
4 way base



PC 1110 series
2 way base



PC 3000 Series

Rhino Bins

Rhino Bin Series - 2-way forklift entry

BV-35R - 42" x 42" x 30"

BV-36R* - 47" x 43" x 37"

BV-40R* - 48" x 44" x 42"

BV-51R* - 43" x 43" x 51"

* No lid available



Thermodynamics - T2

Thermodynamics - T2 Series - 2-way forklift entry

T236 - 269 Gallon - 47" x 43" x 36"

T237-4 261 Gallon - 47" x 43" x 37"*

T242 - 306 Gallon - 47" x 43" x 42"***

T244 - 329 Gallon - 47" x 43" x 44"***

T251 - 388 Gallon - 47" x 43" x 51"***

* 4-way forklift entry only

** Available with 4-way forklift entry



* Lid available

** 4-way forklift entry



Thermodynamics - T4

Thermodynamics - T4 Series - 4-way forklift entry

T436 - 254 Gallon - 47" x 43" x 36"

T438 - 269 Gallon - 47" x 43" x 38"

T442 - 299 Gallon - 47" x 43" x 42"

T444 - 314 Gallon - 47" x 43" x 44"

T456 - 403 Gallon - 47" x 43" x 56"

Available with bolt-on pallet or nestable pallet base

Versa-Tote Bin

41" x 49" x 29"

180 Gallons

24 cubic feet



Versa Bin Series - 2 & 4-way forklift entry

VB-10 w/lid - 35" x 35" x 18"

BVW-30* - 43" x 43" x 28"

BVW-35* - 43" x 43" x 33"

VB-28-2* - 44" x 44" x 35"

VB-28-4** - 45" x 45" x 35"

VB-45** - 46" x 39" x 50"



Polar[®] Dry Ice Frozen Transport



The Original
"Freezer Boxes"

- Available 2-57 cubic feet
- Pharmaceutical & Laboratory use
- Food Distribution
- Dry Ice
- Ice Cream



PB 02



PB 11 DXX
11 Cubic Feet



PB 30



PB 57

Hoppers

- Available 12-47 cu ft
- Food Processing
- Grass Seed
- Fertilizer
- Pharmaceutical



8089 Hopper



8090 Hopper



8092 Hopper



8096 Hopper



8097 Hopper



Flowmaster Hopper Bins
45° and 60° bottom

Mobile Pharmaceutical Hopper

- MPH-35 - 16 cu.ft. - 48" x 40" x 36"
- MPH-31 - 18 cu.ft. - 45" x 45" x 32"
- MPH-30 - 20 cu.ft. - 54" x 44" x 34"
- MPH-38 - 27 cu.ft. - 48" x 45" x 36"
- MPH-34 - 28 cu.ft. - 60" x 46" x 37"



Pharmaceutical

- PH-26 - 38" x 38" x 26"
- PH-28 - 40" x 40" x 28"
- PH-29 - 42" x 42" x 31"



Drum and Totes

Utility Drums

- 15.25" x 14.75" to 24" x 36"
- 10-45 Gallons



Nestable Drums

10-60 Gallons



Mobile Drums

- 39500 - 16" x 32"
- 39502 - 22" x 29"
- 39504 - 24" x 34"



3-50 Gallons

Lever locking or dust cover lids available.

Mobile Drums - 20-45 Gallons with Bolt-on Dolly

Wine Products




Bulk Barrel

2 & 4 Barrel Rack-Master™



- 4 Barrel - 240 Gallons, 46"x46"x54"
- 5 Barrel - 300 Gallons, 46"x46"x62"
- 6 Barrel - 360 Gallons, 46"x46"x70"



IBCs - Premium Single Wall & Heavy Duty Triple Wall Insulated



RAZ 454
454 Liters, 120 Gals.



Co-Pack
454 Liters, 120 Gals.



PRO-KUBE®
Triple Wall
1249 Liters, 330 Gals.

Double Wall Insulated & Non-Insulated Bins Bag in Box

- Double Wall Insulated Container
- 261 Gallons
- 48" x 44" x 49"



With liner



2" discharge valve



Polyurethane
Foam Insulation



Bag in Box BIB1645



PC 7010 Double Wall
50 x 42" x 36"
30 cubic foot capacity

SANI-GROUP

SANI-BOX®



Dimensions:

48" x 40" x 31"

Tare Weight: 127 lbs.

Volume Capacity: 24 cubic feet • 180 Gallons

Weight Capacity: 1500 lbs.



SANI-COMBO BIN®



Dimensions:

O.D. = 50" x 47" x 36"

I.D. = 47" x 44" x 29"

Additional heights available soon - 42", 48".

Capacity: 2000 lbs., 250 gallons, 30 cubic feet.

SANTAINER®



Dimensions:

46" Footprint


Sizes: 240 gal. 300 gal. and 360 gal.

Approx. Weights: 242 lbs., 263 lbs., 283 lbs.

SANI-PALLETS®



Lip edge option



Dimensions:

40" x 48" x 6.25"(Height)

Approximate Tare Weight: 45 lbs. (2000), 55 lbs. (3000)

Weight Capacity: 2000 lbs., 3000 lbs.

BERRY PALLET



Dimensions:

46.88" X 36.25" X 7.25"

(119CM X 92CM X 18.4 CM)

Plastic Berry Tray Pallet, Deck-Lok, Full 4 Way Entry, Safety Empty Stacking, Food Grade blue Color, designed to hold multiple style stacking Berry Trays. Patents Pending.

Complete Range of Material Handling Products



Spill Containment
1-4 Drum Capacity

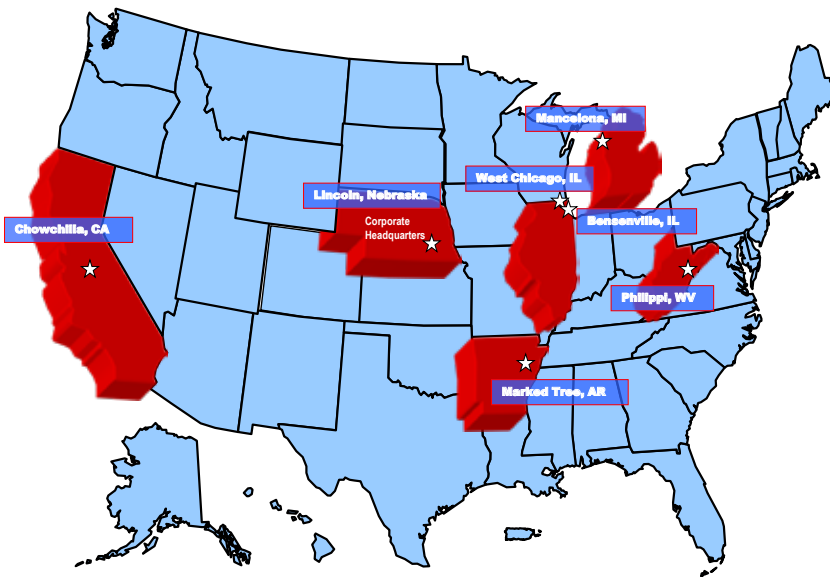


Polar® Merchandiser



Dura Cart
11-16 cubic feet
800 lb. Capacity

Plant Locations



www.bonarplastics.com



6940 "O" Street, Suite 100 • Lincoln, Nebraska • 68510 • Customer Service: 800-768-6246 • Fax: 402-465-1220

Other manufacturing locations: Marked Tree, AR • Philippi, WV • Chowchilla, CA • Lincoln, NE • Mancelona, MI • Bensenville, IL • West Chicago, IL

www.bonarplastics.com

Printed 04/2016